

N° 266.

After the war, during one of his frequent summer visits to Los Alamos, Fermi became interested in the development and potentialities of the electronic computing machines. He held many discussions with me on the kind of future problems which could be studied through the use of such machines. We decided to try a selection of problems for heuristic work where in absence of closed analytic solutions experimental work on a computing machine would perhaps contribute to the understanding of properties of solutions. This could be particularly fruitful for problems involving the asymptotic—long time or “in the large” behavior of non-linear physical systems. In addition, such experiments on computing machines would have at least the virtue of having the postulates clearly stated. This is not always the case in an actual physical object or model where all the assumptions are not perhaps explicitly recognized.

Fermi expressed often a belief that future fundamental theories in physics may involve non-linear operators and equations, and that it would be useful to attempt practice in the mathematics needed for the understanding of non-linear systems. The plan was then to start with the possibly simplest such physical model and to study the results of the calculation of its long-time behavior. Then one would gradually increase the generality and the complexity of the problem calculated on the machine. The Los Alamos report LA-1940 (paper N° 266) presents the results of the very first such attempt. We had planned the work in the summer of 1952 and performed the calculations the following summer. In the discussions preceding the setting up and running of the problem on the machine we had envisaged as the next problem a two-dimensional version of the first one. Then perhaps problems of pure kinematics e.g., the motion of a chain of points subject only to constraints but no external forces, moving on a smooth plane convoluting and knotting itself indefinitely. These were to be studied preliminary to setting up ultimate models for motions of system where “mixing” and “turbulence” would be observed. The motivation then was to observe the *rates* of mixing and “thermalization” with the hope that the calculational results would provide hints for a future theory. One could venture a guess that one motive in the selection of problems could be traced to Fermi's early interest in the ergodic theory. In fact, his early paper (N° 11 a) presents an important contribution to this theory.

It should be stated here that during one summer Fermi learned very rapidly how to *program* problems for the electronic computers and he not only could plan the general outline and construct the so-called flow diagram but would work out himself the actual *coding* of the whole problem in detail.

The results of the calculations (performed on the old MANIAC machine) were interesting and quite surprising to Fermi. He expressed to me the opinion that they really constituted a little discovery in providing intimations that the prevalent beliefs in the universality of “mixing and thermalization” in non-linear systems may not be always justified.

A few words about the subsequent history of this non-linear problem. A number of other examples of such physical systems were examined by calculations on the electronic computing machines in 1956 and 1957. I presented the results of the original paper on several occasions at scientific meetings; they seemed to have aroused considerable interest among mathematicians and physicists and there is by now a small literature dealing with this problem. The most recent results are due to N. J. Zabusky.⁽¹⁾ His analytical work shows, by the way, a good agreement of the numerical computations with the continuous solution up to a point where a discontinuity developed in the derivatives and the analytical work had to be modified. One obtains from it another indication that the phenomenon discovered

(1) Exact Solutions for the Vibrations of a non-linear continuous string. A. E. C. Research and Development Report. MATT-102, Plasma Physics Laboratory, Princeton University, October 1961.

is not due to numerical accidents of the algorithm of the computing machine, but seems to constitute a real property of the dynamical system.

In 1961, on more modern and faster machines, the original problem was considered for still longer periods of time. It was found by J. Tuck and M. Menzel that after one continues the calculations from the first "return" of the system to its original condition the return is not complete. The total energy is concentrated again essentially in the first Fourier mode, but the remaining one or two percent of the total energy is in higher modes. If one continues the calculation, at the end of the next great cycle the error (deviation from the original initial condition) is greater and amounts to perhaps three percent. Continuing again one finds the deviation increasing—after eight great cycles the deviation amounts to some eight percent; but from that time on an opposite development takes place! After eight more i.e., sixteen great cycles altogether, the system gets very close—better than within one percent to the original state! This supercycle constitutes another surprising property of our non-linear system.

Paper No 266 is not the only work that Fermi and I did together. In the summer of 1950 we made a study of the behavior of the thermonuclear reaction in a mass of deuterium and wrote a report, LA-1158, which is still classified. The problem is of enormous mathematical complexity, involving the hydrodynamics of the motion of the material, the hydrodynamics of radiation energy, all interwoven with the processes of the various reactions between the nuclei whose probabilities and properties depend i.a., on temperature, density, and the changing geometry of the materials. The aim of this work was to obtain, by a schematized but still elaborate picture of the evolution of all these physical processes, an idea of the propagation of such a reaction. This was to complement a previous work by Everett and myself, dealing with the problem of ignition of a mass deuterium. Assuming an ignition somehow started in a large volume, one wanted to evaluate the prospects of propagation of the reactions already started. Many ingenious schematizations and simplifications had to be introduced in order to describe the process, without the possibility of calculating in exact detail the innumerable geometrical and thermodynamical factors. The results of our computations on the chances of propagation were negative and the report played an important role in channeling imagination and energies towards a search for a different scheme for a successful hydrogen reaction. This was indeed found later on on a different basis. All the calculations on which the work of the report is based were performed on desk computers and slide rules. The subsequent massive and lengthy work on the electronic computer machines (organized and performed by von Neumann, F. and C. Evans and others) confirmed in large lines, qualitatively and to a good degree quantitatively the behavior of the system as estimated and predicted in our report—with its combination of intuitive evaluations, schematized equations and hand calculations.

S. M. ULAM.

266.

STUDIES OF NON LINEAR PROBLEMS

E. FERMI, J. PASTA, and S. ULAM
Document LA-1940 (May 1955).

ABSTRACT.

A one-dimensional dynamical system of 64 particles with forces between neighbors containing nonlinear terms has been studied on the Los Alamos computer MANIAC I. The nonlinear terms considered are quadratic, cubic, and broken linear types. The results are analyzed into Fourier components and plotted as a function of time.

The results show very little, if any, tendency toward equipartition of energy among the degrees of freedom.

The last few examples were calculated in 1955. After the untimely death of Professor E. Fermi in November, 1954, the calculations were continued in Los Alamos.

This report is intended to be the first one of a series dealing with the behavior of certain nonlinear physical systems where the non-linearity is introduced as a perturbation to a primarily linear problem. The behavior of the systems is to be studied for times which are long compared to the characteristic periods of the corresponding linear problems.

The problems in question do not seem to admit of analytic solutions in closed form, and heuristic work was performed numerically on a fast electronic computing machine (MANIAC I at Los Alamos).⁽¹⁾ The ergodic behavior of such systems was studied with the primary aim of establishing, experimentally, the rate of approach to the equipartition of energy among the various degrees of freedom of the system. Several problems will be considered in order of increasing complexity. This paper is devoted to the first one only.

We imagine a one-dimensional continuum with the ends kept fixed and with forces acting on the elements of this string. In addition to the usual linear term expressing the dependence of the force on the displacement of the element, this force contains higher order terms. For the purposes of numerical work this continuum is replaced by a finite number of points (at most 64 in our actual computation) so that the partial differential equation defining the motion of this string is replaced by a finite number of total differential equations. We have, therefore, a dynamical system of 64 particles with forces acting between neighbors with fixed end points. If x_i denotes the displacement of the i -th point from its original position, and α denotes the coefficient of the quadratic term in the force between the neighboring mass points and β that of the cubic term, the equations were either

$$(1) \quad \ddot{x}_i = (x_{i+1} + x_{i-1} - 2x_i) + \alpha [(x_{i+1} - x_i)^2 - (x_i - x_{i-1})^2] \\ (i = 1, 2, \dots, 64),$$

or

$$(2) \quad \ddot{x}_i = (x_{i+1} + x_{i-1} - 2x_i) + \beta [(x_{i+1} - x_i)^3 - (x_i - x_{i-1})^3] \\ (i = 1, 2, \dots, 64).$$

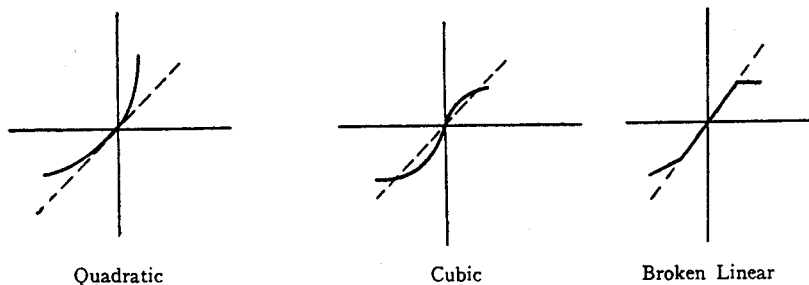
α and β were chosen so that at the maximum displacement the nonlinear term was small, e.g., of the order of one-tenth of the linear term. The corresponding partial differential equation obtained by letting the number of particles become infinite is the usual wave equation plus non-linear terms of a complicated nature.

Another case studied recently was

$$(3) \quad \ddot{x}_i = \delta_1 (x_{i+1} - x_i) - \delta_2 (x_i - x_{i-1}) + c$$

(1) We thank Miss Mary Tsingou for efficient coding of the problems and for running the computations on the Los Alamos MANIAC machine.

where the parameters δ_1 , δ_2 , c were not constant but assumed different values depending on whether or not the quantities in parentheses were less than or greater than a certain value fixed in advance. This prescription amounts to assuming the force as a broken linear function of the displacement. This broken linear function imitates to some extent a cubic dependence. We show the graphs representing the force as a function of displacement in three cases.



The solution to the corresponding linear problem is a periodic vibration of the string. If the initial position of the string is, say, a single sine wave, the string will oscillate in this mode indefinitely. Starting with the string in a simple configuration, for example in the first mode (or in other problems, starting with a combination of a few low modes), the purpose of our computations was to see how, due to nonlinear forces perturbing the periodic linear solution, the string would assume more and more complicated shapes, and, for t tending to infinity, would get into states where all the Fourier modes acquire increasing importance. In order to see this, the shape of the string, that is to say, x as a function of i and the kinetic energy as a function i were analyzed periodically in Fourier series. Since the problem can be considered one of dynamics, this analysis amounts to a Lagrangian change of variables: instead of the original \dot{x}_i and x_i , $i = 1, 2, \dots, 64$, we may introduce a and \dot{a}_k , $k = 1, 2, \dots, 64$, where

$$(4) \quad a_k = \sum x_i \sin \frac{ik\pi}{64}.$$

The sum of kinetic and potential energies in the problem with a quadratic force is

$$(5a) \quad E_{x_i}^{\text{kin}} + E_{x_i}^{\text{pot}} = \frac{1}{2} \dot{x}_i^2 + \frac{(x_{i+1} - x_i)^2 + (x_i - x_{i-1})^2}{2}$$

$$(5a) \quad E_{a_k}^{\text{kin}} + E_{a_k}^{\text{pot}} = \frac{1}{2} \dot{a}_k^2 + 2a_k^2 \sin^2 \frac{\pi k}{128}$$

if we neglect the contributions to potential energy from the quadratic or higher terms in the force. This amounts in our case to at most a few percent.

The calculation of the motion was performed in the x variables, and every few hundred cycles the quantities referring to the a variables were computed by the above formulas. It should be noted here that the calculation of the motion could be performed directly in a_k and \dot{a}_k . The formulas, however become unwieldy and the computation, even on an electronic computer, would take a long time. The computation in the a_k variables could have been more instructive for the purpose of observing directly the interaction between the a_k 's. It is proposed to do a few such calculations in the near future to observe more directly the properties of the equations for \ddot{a}_k .

Let us say here that the results of our computations show features which were, from the beginning, surprising to us. Instead of a gradual, continuous flow of energy from the first mode to the higher modes, all of the problems show an entirely different behavior. Starting in one problem with a quadratic force and a pure sine wave as the initial position of the string, we indeed observe initially a gradual increase of energy in the higher modes as predicted (e.g., by Rayleigh in an infinitesimal analysis). Mode 2 starts increasing first, followed by mode 3, and so on. Later on, however, this gradual sharing of energy among successive modes ceases. Instead, it is one or the other mode that predominates. For example, mode 2 decides, as it were, to increase rather rapidly at the cost of all other modes and becomes predominant. At one time, it has more energy than all the others put together! Then mode 3 undertakes this role. It is only the first few modes which exchange energy among themselves and they do this in a rather regular fashion. Finally, at a later time mode 1 comes back to within one percent of its initial value so that the system seems to be almost periodic. All our problems have at least this one feature in common. Instead of gradual increase of all the higher modes, the energy is exchanged, essentially, among only a certain few. It is, therefore, very hard to observe the rate of "thermalization" or mixing in our problem, and this was the initial purpose of the calculation.

If one should look at the problem from the point of view of statistical mechanics, the situation could be described as follows: the phase space of a point representing our entire system has a great number of dimensions. Only a very small part of its volume is represented by the regions where only one or a few out of all possible Fourier modes have divided among themselves almost all the available energy. If our system with nonlinear forces acting between the neighboring points should serve as a good example of a transformation of the phase space which is ergodic or metrically transitive, then the trajectory of almost every point should be everywhere dense in the whole phase space. With overwhelming probability this should also be true of the point which at time $t = 0$ represents our initial configuration, and this point should spend most of its time in regions corresponding to the equipartition of energy among various degrees of freedom. As will be seen from the results this seems hardly the case. We have plotted (figs. 1 to 7) the ergodic sojourn times in certain subsets of our phase space. These may show a tendency to approach limits as guaranteed by the ergodic theorem. These limits, however, do not seem to correspond to equipartition even in the time average. Certainly, there seems to be very little, if any, tendency towards equipartition

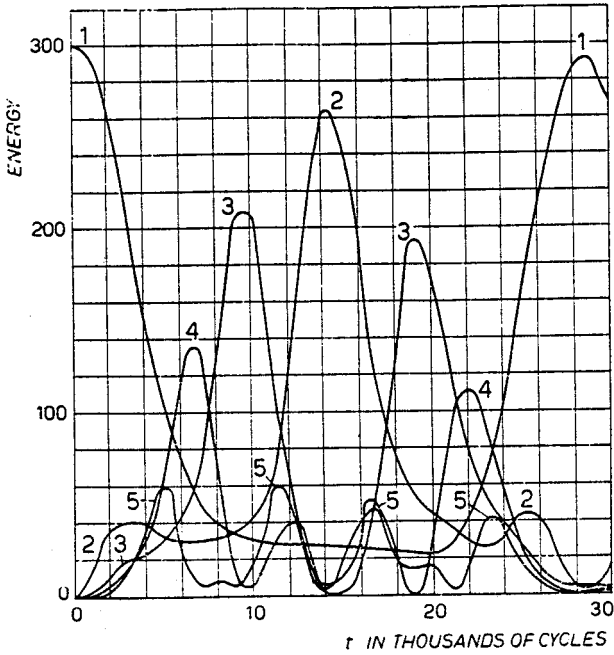


Fig. 1. - The quantity plotted is the energy (kinetic plus potential in each of the first five modes). The units for energy are arbitrary. $N = 32$; $\alpha = 1/4$; $\delta t^2 = 1/8$. The initial form of the string was a single sine wave. The higher modes never exceeded in energy 20 of our units. About 30,000 computation cycles were calculated.

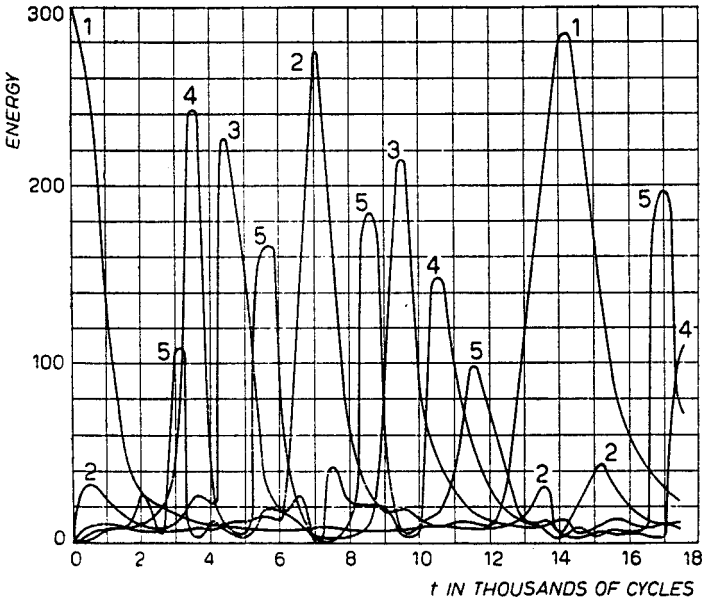


Fig. 2. - Same conditions as fig. 1 but the quadratic term in the force was stronger. $\alpha = 1$. About 14,000 cycles were computed.

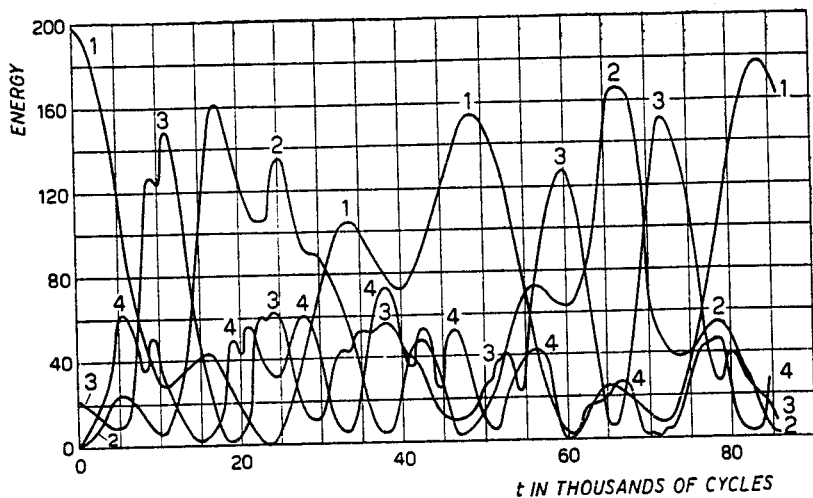


Fig. 3. - Same conditions as in fig. 1, but the initial configuration of the string was a "saw-tooth" triangular-shaped wave. Already at $t = 0$, therefore, energy was present in some modes other than 1. However, modes 5 and higher never exceeded 40 of our units.

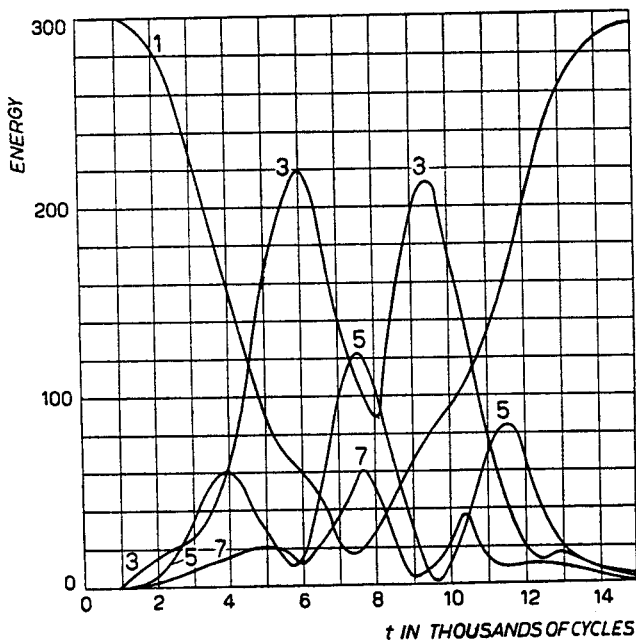


Fig. 4. - The initial configuration assumed was a single sine wave; the force had a cubic term with $\beta = 8$ and $\delta t^2 = 1/8$. Since a cubic force acts symmetrically (in contrast to a quadratic force), the string will forever keep its symmetry and the effective number of particles for the computation is $N = 16$. The even modes will have energy 0.

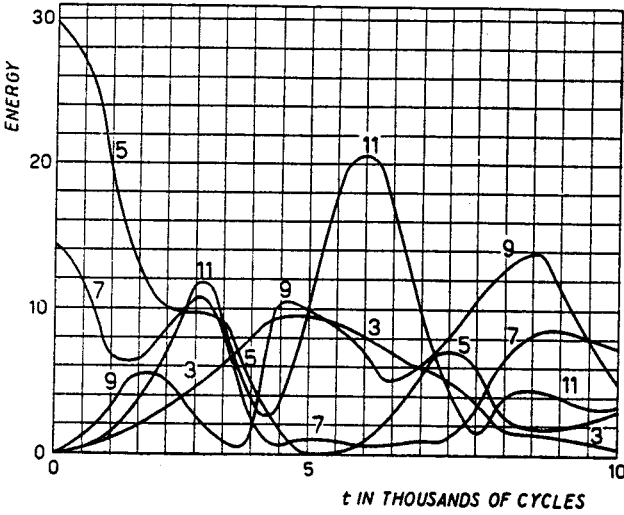


Fig. 5. - $N = 32$; $\delta t^2 = 1/64$; $\beta = 1/16$. The initial configuration was a combination of 2 modes. The initial energy was chosen to be $2/3$ in mode 5 and $1/3$ in mode 7.

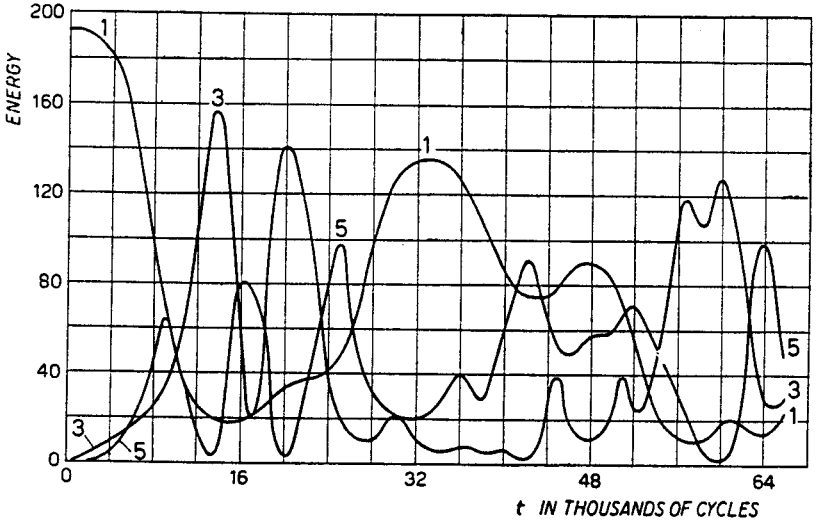


Fig. 6. - $\delta t^2 = 2^{-6}$. The force was taken as a broken linear function of displacement. The amplitude at which the slope changes was taken as $2^{-5} + 2^{-7}$ of the maximum amplitude. After this cut-off value, the force was assumed still linear but the slope increased by 25 percent. The effective $N = 16$.

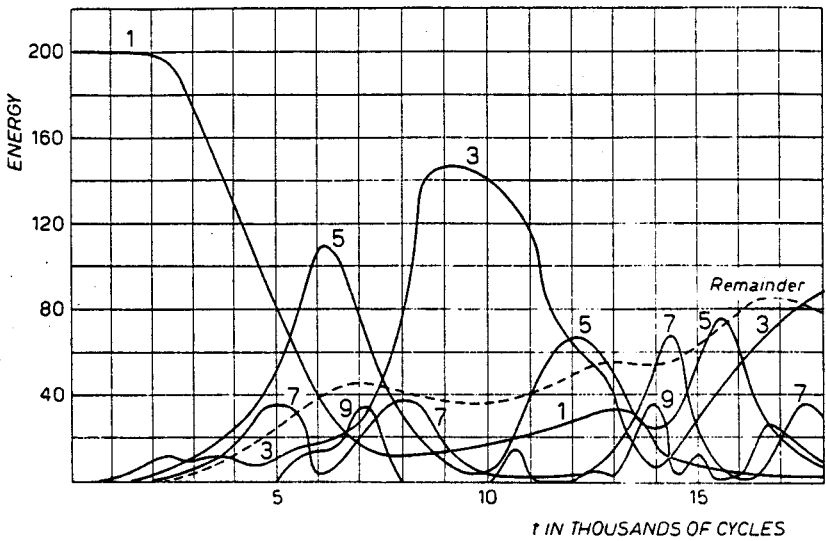


Fig. 7. $-\delta t^2 = 2^{-6}$. Force is again broken linear function with the same cut-off, but the slopes after that increased by 50 percent instead of the 25 percent charge as in problem 6. The effective $N = 16$.

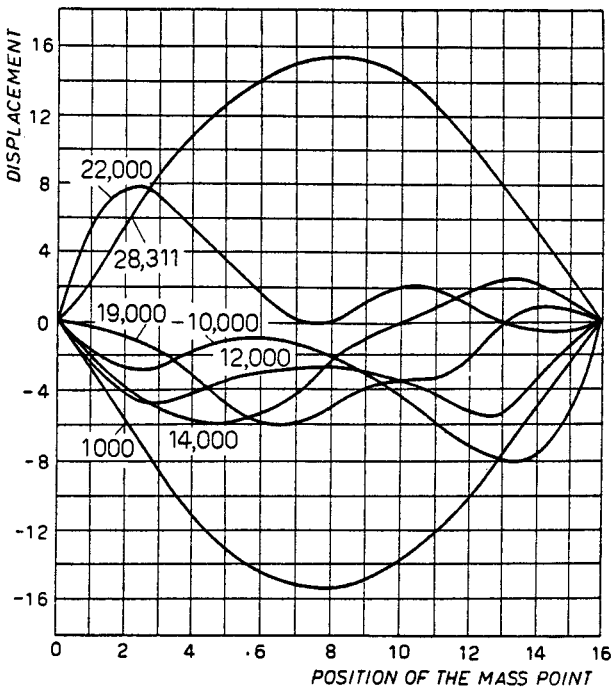


Fig. 8. - This drawing shows not the energy but the actual *shapes*, i.e., the displacement of the string at various times (in cycles) indicated on each curve. The problem is that of fig. 1.

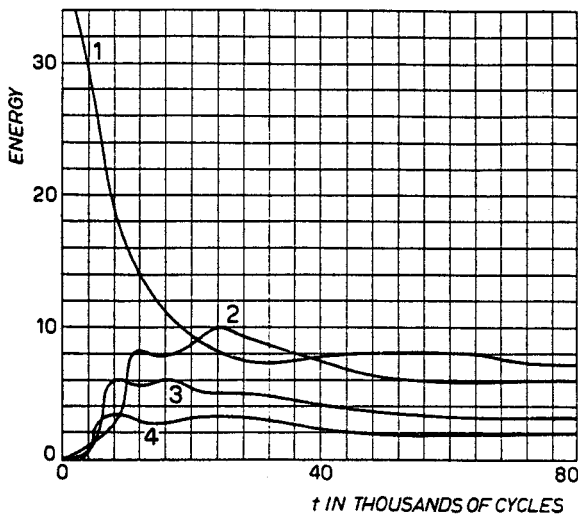


Fig. 9. This graph refers to the problem of fig. 6. The curves, numbered 1, 2, 3, 4, show the time averages of the kinetic energy contained in the first 4 modes as a function of time.

In other words, the quantity is $\frac{1}{v} \sum_{i=1}^v T_{a_k}^i$. v is the cycle no., $k = 1, 3, 5, 7$.

of energy among all degrees of freedom at a given time. In other words, the systems certainly do not show mixing.⁽²⁾

The general features of our computation are these: in each problem, the system was started from rest at time $t = 0$. The derivatives in time, of course, were replaced for the purpose of numerical work by difference expressions. The length of time cycle used varied somewhat from problem to problem. What corresponded in the linear problem to a full period of the motion was divided into a large number of time cycles (up to 500) in the computation. Each problem ran through many "would-be periods" of the linear problem, so the number of time cycles in each computation ran to many thousands. That is to say, the number of swings of the string was of the order of several hundred, if by a swing we understand the period of the initial configuration in the corresponding linear problem. The distribution of energy in the Fourier modes was noted every few hundred of the computation cycles. The accuracy of the numerical work was checked by the constancy of the quantity representing the total energy. In some cases, for checking purposes, the corresponding linear problems were run and these behaved correctly within one percent or so, even after 10,000 or more cycles.

It is not easy to summarize the results of the various special cases. One feature which they have in common is familiar from certain problems in me-

(2) One should distinguish between metric transitivity or ergodic behavior and the stronger property of mixing.

chanics of systems with a few degrees of freedom. In the compound pendulum problem one has a transformation of energy from one degree of freedom to another and back again, and not a continually increasing sharing of energy between the two. What is perhaps surprising in our problem is that this kind of behavior still appears in systems with, say, 16 or more degrees of freedom.

What is suggested by these special results is that in certain problems which are approximately linear, the existence of quasi-states may be conjectured.

In a linear problem the tendency of the system to approach a fixed "state" amounts, mathematically, to convergence of iterates of a transformation in accordance with an algebraic theorem due to Frobenius and Perron. This theorem may be stated roughly in the following way. Let A be a matrix with positive elements. Consider the linear transformation of the n -dimensional space defined by this matrix. One can assert that if \bar{x} is any vector with all of its components positive, and if A is applied repeatedly to this vector, the directions of the vectors \bar{x} , $A(\bar{x})$, \dots , $A^i(\bar{x})$, \dots , will approach that of a fixed vector \bar{x}_0 in such a way that $A(\bar{x}_0) = \lambda(\bar{x}_0)$. This eigenvector is unique among all vectors with all their components non-negative. If we consider a linear problem and apply this theorem, we shall expect the system to approach a steady state described by the invariant vector. Such behavior is in a sense diametrically opposite to an ergodic motion and is due to a very special character, linearity of the transformations of the phase space. The results of our calculation on the nonlinear vibrating string suggest that in the case of transformations which are approximately linear, differing from linear ones by terms which are very simple in the algebraic sense (quadratic or cubic in our case), something analogous to the convergence to eigenstates may obtain.

One could perhaps conjecture a corresponding theorem. Let Q be a transformation of a n -dimensional space which is nonlinear but is still rather simple algebraically (let us say, quadratic in all the coordinates). Consider any vector \bar{x} and the iterates of the transformation Q acting on the vector \bar{x} . In general, there will be no question of convergence of these vectors $Q^n(\bar{x})$ to a fixed direction.

But a weaker statement is perhaps true. The directions of the vectors $Q^n(\bar{x})$ sweep out certain cones C_α or solid angles in space in such a fashion that the time averages, i.e., the time spent by $Q^n(\bar{x})$ in C_α , exist for $n \rightarrow \infty$. These time averages may depend on the initial \bar{x} but are able to assume only a finite number of different values, given C_α . In other words, the space of all direction divides into a finite number of regions R_i , $i = 1, \dots, k$, such that for vectors \bar{x} taken from any one of these regions the percentage of time spent by images of \bar{x} under the Q^n are the same in any C_α .

The graphs fig. 1-9 show the behavior of the energy residing in various modes as a function of time; for example, in fig. 1 the energy content of each of the first 5 modes is plotted. The abscissa is time measured in computational cycles, δt , although figure captions give δt^2 since this is the term involved directly in the computation of the acceleration of each point.

In all problems the mass of each point is assumed to be unity; the amplitude of the displacement of each point is normalized to a maximum of 1. N denotes the number of points and therefore the number of modes present in the calculation. α denotes the coefficient of the quadratic term and β that of the cubic term in the force between neighboring mass points.

We repeat that in all our problems we started the calculation from the string at rest at $t = 0$. The ends of the string are kept fixed.

AN OBSERVATION ON THE DISTRIBUTION OF PRIMES

M. STEIN AND S. M. ULAM, University of California, Los Alamos Scientific Laboratory

Primes up to 100,000,000 have been stored on a rather fast access memory disc connected with a computer, MANIAC II, in our Laboratory. We have looked at some properties of the distribution of primes when the sequence is "compressed" by dividing each prime by its logarithm and taking the nearest integer to this quotient. Of several properties which this new sequence seems to show, the following is perhaps most striking.

It can be stated as follows: For each integer k consider the interval between k and $k+1+E(\log k)$. For some k 's there will be no prime in this interval. For some others there will be exactly one prime in this range. For other k 's there will be exactly 2 primes, etc. We consider the frequencies of these classes. Let $\gamma_0(n)$ be, therefore, the ratio to n of the number of all k 's from 1 to n , such that there is no prime in the range between k and $k+E(\log k)+1$. Actually the interval examined by the machine was from k to $k+E(\log^2 k/\log k-1)$. Similarly we define $\gamma_1(n)$, $\gamma_2(n)$, etc. We have tabulated the γ 's in intervals of 10,000 up to $n=100,000,000$.

It seems that they approach definite limits.

n	γ_0	γ_1	γ_2	γ_3	γ_4	γ_5	γ_6	γ_7
10,000	.2502..	.4681..	.2415..	.0385..	.0017..	0.0000	0.0000	0
50,000	.2693..	.4520..	.2350..	.0421..	.0014..	0.0000	0.0000	0
500,000	.2780..	.4456..	.2300..	.0443..	.0025..	0.0000	0.0000	0
1,000,000	.2851..	.4407..	.2249..	.0459..	.0033..	0.0000	0.0000	0
2,000,000	.2853..	.4379..	.2269..	.0466..	.0033..	0.0000	0.0000	0
5,000,000	.2902..	.4335..	.2242..	.0484..	.0037..	0.0001..	0.0000	0
10,000,000	.2960..	.4293..	.2209..	.0492..	.0045..	0.0002..	0.0000	0
20,000,000	.3017..	.4242..	.2182..	.0504..	.0052..	0.0002..	0.0000	0
40,000,000	.3023..	.4226..	.2180..	.0513..	.0056..	0.0002..	0.0000	0
80,000,000	.3048..	.4211..	.2163..	.0516..	.0059..	0.0003..	0.0000	0
100,000,000	.3052..	.4202..	.2162..	.0521..	.0060..	0.0003..	0.0000	0

The figures in the Table are rounded to four decimals. We have accumulated our statistics by counting in contiguous intervals of length given above.

These numbers do not appear, at least as yet, to approach a Poisson distribution. γ_0 is smaller and γ_1 is larger than the Poisson value and the tail of the distribution seems to go down to zero faster. There is no proof, of course, of the *existence* of the limit of the γ 's, but the impression which the full data give is certainly that they do exist. The first time when six primes appear in our range is somewhere after 22579983 and before 22589996. Up to our $n=10^8$ there is not a single case of seven primes in our intervals. Presumably, for every ℓ , there will exist ℓ primes in this range for sufficiently great n , but the frequency of these in the set of all integers goes to zero extremely fast with increasing ℓ .

We are planning to obtain other statistical data about the distribution of these "compressed" or scaled primes.

This work was performed under the auspices of the U. S. Atomic Energy Commission.

Reprinted from the AMERICAN MATHEMATICAL MONTHLY
Vol. 74, No. 1, Part I, January, 1967